

Aula 2

IN YOUR SHOES!

META

Compreender o uso de situações hipotéticas, não reais. Dar sugestões e se colocar no lugar de outras pessoas para expressar opinião e conselho através de situações contextualizadas.

OBJETIVOS

At the end of this class, it is expected that the students:
Utilizar a estrutura do segundo condicional
Empregar o uso do condicional em diferentes situações
Expressar situações hipotéticas
Ler e interpretar os textos expostos
Consolidar o vocabulário abordado na aula.

PRERREQUISITOS

Compreender o uso do simple past e do modal would.

Camila Andrade Chagas Vieira


INTRODUCTION

Olá! Daremos início à segunda aula e para isso é necessário que seu conhecimento acerca da primeira aula esteja bem consolidado, assim como a compreensão do passado simples. Isso porque falaremos de situações não reais e que exigem que imaginemos possibilidades de ações hipotéticas.

Situações de conselhos, sugestões e até opiniões também serão vistas. Principalmente quando elas expressam algo que não ocorreu, por qualquer que seja a razão.

Pensar no modo condicional é compreender a relação entre duas ações que existem em condição e consequência.

Observe a figura abaixo e pense numa frase que expresse essa relação de condição e consequência.



Fonte: <http://bookunitsteacher.com/wp/?p=526>

O condicional traz essa relação para a mesma oração.

Agora leia o seguinte texto para ampliarmos a reflexão:

Four friends, Alex, Lucy, Sam and Jo were sitting in a coffee bar and chatting, when the subject of their own faults came up in conversation. 'I must admit,' said Alex, 'I sometimes use the company's phone for private calls and I often steal office stationery from work when the boss isn't looking. If my boss found out, I'd get fired.' 'Well, I guess my greatest fault,' Lucy told the group, 'is that I gamble too much. I play online poker and I buy lottery tickets. My parents are really strict, and if they heard about it, I'd be in real trouble. 'I don't gamble,' Sam said, 'but I'd say that my worst fault is my drinking habit. I drink far too much. If it ever got out, I'd lose my job.' Joe had been silent during the conversation, so Sam turned and asked him, 'Well, Joe, do you have any faults, then?'

‘Oh, yes,’ said Joe, ‘and mine is worse than any of yours. My greatest fault is that I just can’t keep a secret.’

FONTE: www.esljokes.net/int12.html

Para falar de situações imaginárias, usamos a estrutura do condicional:

if + past simple in the first clause, followed by would + verb in the second clause.

If my parents found out about my gambling, they’d be furious.

If anyone heard about Sam’s drinking habits, he’d lose his job.

Observe que a ordem também pode mudar:

I would buy a new car if I had the money.

This would be a good restaurant if the staff were more polite.

Baseado nesses exemplos, você conseguiria encontrar outros no texto acima?

Vamos praticar um pouco o uso da estrutura?



ACTIVITY

Match the broken sentences.

1. If I knew his email address...
2. If we could afford it...
3. I wouldn’t tell your boss about it...
4. If you went to bed earlier...
5. I’d tell you...
- A. ...you wouldn’t be so tired.
- B. ...if I knew the answer.
- C. ...we’d buy a new car.
- D. ...I would write to him.
- E. ...if I were you.

Choose the correct form.

6 A. If his boss found out about Joe’s drinking habits he’d probably lose his job.

B. If his boss would find out about Joe’s drinking habits he probably lost his job.

- 7 A. I went for a walk if it wouldn't be raining so hard.
B. I'd go for a walk if it weren't raining so hard.
- 8 A. If you'd spoken more slowly people will be able to understand you better.
B. If you'd speak more slowly people would be able to understand you better.
- 9 A. I came to the party if I wouldn't have so much work to do.
B. I'd come to the party if I didn't have so much work to do.
- 10 A. This movie would be better if it were shorter.
B. This movie were better if it would be shorter.

O texto a seguir apresenta outra situação baseado no segundo condicional. Leia e responda as questões baseadas nele.

IF I WON THE LOTTERY

I can imagine what my life would be like if I won the lottery. Wow! I could do so many things, and my life would be so different. I would love the chance to change my life with the money. The first thing I would do is buy a big, new house. I live in a small apartment, and I have always dreamed of living in a big house in the country. With all that money, I could buy anything I wanted. I don't have a car right now, so I would buy a new car. Or, I might even buy a new motorcycle. I like motorcycles, and I can imagine myself driving down the highway with the wind in my hair.

Of course, if I won the lottery, I should give some of the money to charity. I would probably give my money to a charity that helps sick children. Also, if any of my friends needed anything, I could help them pay for it. I know many people that have student loans, and I could help them pay the loans back. That would make them very happy. Plus, if I won a lot of money, I would certainly save some of it in the bank.

Also, I think that if I won a huge amount of money, I would open a business. I love to cook, and I have always wanted to open a restaurant. With all that money I could open a fancy restaurant.

However, I know one thing I would not do is travel. I have a friend who won \$100,000 in the lottery three years ago. She took the money and travelled for three months. I think she is crazy. Travelling is nice, but then she had nothing left after her vacation.

I think, however, that the only problem with dreaming about the money I could win is that I have never even played the lottery before. As they say: "You can't win if you don't play."



Fonte: <https://dailygazette.com>



ACTIVITY

1. Question

What would the person NOT buy if she won the lottery?

House

Motorcycle

Car

Apartment

2. Question

What would the person NOT do if she won the lottery?

Pay off student loans

Give money to friends

Save money

Give money to charity

3. Question

Why would she open a restaurant?

She likes fancy restaurants.

They are a good investment.

She is a great cook.

She likes to cook.

4. Question

Why would she not travel?

She has travelled a lot before.

She would be left with no money when she finished.

Her friend did not have fun travelling.

It is too expensive.

5. Question

Do you think she will win the lottery?

No. It is too difficult with only a few tickets.

Maybe. It depends on her luck.

No. She did not buy a ticket.

Yes! She is lucky.

E você, o que faria?

Bem, pensar em situações não reais traz um desafio no escolher uma solução para tal ocorrido. Observe as situações a seguir e formule frases baseadas nas condições dadas. Lembre-se de utilizar a estrutura do segundo condicional:

Second conditional

If + past, would + infinitive


If I were rich would travel round the world

We use the exstructure If + past, would + infinitive to talk about an improbable or hypothetical situation and its consequence

 <p>What would you do if... a stranger asked you where you live?</p>	 <p>What would you do if... your friend fell and got hurt?</p>
 <p>What would you do if... you saw someone fall from a boat?</p>	 <p>What would you do if... you had to talk in front of a thousand people?</p>
 <p>What would you do if... you got lost in a forest?</p>	 <p>What would you do if... you saw a ghost?</p>
 <p>What would you do if... you saw a thief stealing a wallet?</p>	 <p>What would you do if... there was a fly in your soup?</p>

Fonte: <http://and-they.blogspot.com>

Leia a seguinte tirinha e reflita qual é a condição e qual foi o resultado.
 O que você faria no lugar dos personagens?
 Crie suas possibilidades utilizando o segundo condicional.



Fonte: <https://presentsimplesl.wordpress.com>

A partir desta pequena situação, podemos imaginar situações problemas em que pensamos em possíveis soluções para resolvê-las. São nesses ocorridos que podemos utilizar o segundo condicional. Quais soluções ou sugestões você daria para cada questão abaixo? Utilize a estrutura do segundo condicional em sua prática!



Fonte: <https://www.twinkl.co.uk>

Pense em mais possibilidades de consequências para essas questões:

- What would you do if you were rich?
- What would you do if you were poor?
- What would you do if you were the principal of your school?
- What would you do if you could suddenly speak Chinese?
- What would you do if you won a lottery?

What would you do if you were told you had one month to live?

What would you do if you lost your passport and you were in another country?

What would you do if you were kidnapped?

Como vimos, existem diversas maneiras para pensar em situações não reais. Agora vamos manter esse pensamento para expressar um conselho ou sugestão diante de algo que aconteceu com outra pessoa.



Fonte: <http://www.strangehistory.net>

If I were you ... é usado quando damos um conselho acerca do que faríamos se estivéssemos na mesma situação que a pessoa. Você é capaz de se imaginar na posição desta pessoa e pensar o que você faria ou até como você iria reagir.

Imagine as possibilidades de problema para cada conselho a seguir:

If I were you, I would study more.

If I were you, I would stop doing that.

If I were you, I would go to the doctor.

Embora seja gramaticalmente incorreto, o uso de *If I was...* pode ser encontrado, mas não é apropriado e deve ser evitado. A forma correta é realmente *If I were.....*

A ordem da frase também pode ser mudada e nesse caso a vírgula não é necessária.

I would study more if I were you.

I would be more careful if I were you.


I wouldn't do that if I were you.

If I were you...


You imagine yourself in the position or situation of the other person. It is used **TO GIVE ADVICE**.

MEANING:

If I were you,	+	I would + verb
If I were you,		I would study more.
If I were you,		I wouldn't do that.
I would + verb	+	if I were you
I would go to the doctor		if I were you.
I wouldn't go there		if I were you.



If I were you, I wouldn't eat that.



I would be careful if I were you.

Why *If I were* and not *If I was*?

This is the SUBJUNCTIVE mood which is used for HYPOTHETICAL situations. It is a condition which is contrary to fact (the fact is, I am NOT you). With TO BE, use WERE for all subjects in the SUBJUNCTIVE.

www.grammar.cl
www.woodwardenglish.com
www.vocabulary.cl

Fonte: <http://www.grammar.cl>

Vamos praticar a situação de conselho? Observe cada situação e formule possibilidades utilizando a estrutura apresentada acima.

1. Your friend has a job interview tomorrow.
2. Your colleague is getting drunk at work party.
3. Your client says she is looking for a great place to go on holiday.
4. Your friends just had a huge fight. Go to one of them and tell them to make up.
5. A client says they are unhappy with the service provided by your company.

Fonte: <https://cal.skypeenglishclasses.com>

CONCLUSION

Finalizamos esta aula discutindo, praticando e refletindo acerca do uso do segundo condicional em variadas situações.

Não deixe de fazer uso de seu material e responder as atividades sugeridas. Assim como expandir seu conhecimento através de sites e outros recursos interativos.



SUMMARY

Nesta aula vimos o uso do segundo condicional em sua forma geral e em outras variações. Também estudamos a diferença para situações hipotéticas e conselhos, assim como o uso da forma estrutural.



SELF-EVALUATION

Consigo identificar o uso do segundo condicional?

Consigo estruturar frases com os tempos verbais necessários?

Consigo diferenciar, identificar e empregar o uso do segundo condicional para conselhos e situações hipotéticas?



NEXT CLASS

A partir da compreensão do uso do segundo condicional observamos a existência de situações não reais e a possibilidade de conselhos para problemas. Com isso podemos pensar e compreender outras formas de dar conselhos e falar sobre possibilidades em Inglês utilizando os verbos moldais. E será esse o tema da nossa próxima aula! Até lá!

REFERENCE

HEWINGS, M. **Advanced Grammar in use**. Cambridge: Cambridge University Press, 2005.

BEAUMONT, D., GRANGER, C. **English Grammar**. An Intermediate Reference and Practice Book. Oxford: Heinemann, 1992.

AZAR, B. **Understanding and Using English Grammar**. 3rd edition. White Plains, NY: Pearson Education, 2002.

SWAN, M., WALTER, C. **The Good Grammar Book**. Oxford: Oxford University Press, 2001.

VINCE, M.; SUNDERLAND, P. **Advanced Language Practice**. London: Macmillan, 2009.

VILAÇA, M. **Dominando os Verbos Ingleses**. Rio de Janeiro. Editora Ciências Modernas, 2005